




A PRODUCT SHEET OF NEPTUNE TECHNOLOGY GROUP

# Fire Hydrant Meter

SIZE: 3"



The Neptune® Fire Hydrant water meter is designed for mobile use in metering flows from fire hydrants. The meter measures a wide flow range to maximize revenue. It meets or exceeds the latest performance requirements of AWWA. Maximum flow rates may be exceeded by 25% for intermittent flows.

The Fire Hydrant water meter consists of a lightweight, aluminum maincase fitted with a 2" gate valve, a turbine measuring element, and a roll-sealed register.

## Construction

The aluminum maincase is Xylan® coated for corrosion resistance and is lightweight, compact, and easy to handle. This meter features a unique "balanced handle" which makes carrying and installing it easier than any other fire hydrant meter on the market. A 2" gate valve enables the user to regulate the water flow without opening and closing the fire hydrant.

The unitized measuring element (UME) allows for quick and easy interchangeability.

Exclusive dual graphite bearings provide equalized rotor loading for accuracy over a broad flow range. The thrust-compensated rotor configuration relieves pressure on the thrust bearings, which minimizes wear and provides sustained accuracy over an extended operating life. A tamper-resistant stainless steel calibration vane allows recalibration of the UME to lengthen service life and to ensure accurate registration.

The roll-sealed register eliminates leaking and fogging. A magnetic drive couples the register with the measuring element.

## Warranty

Neptune provides a limited warranty for performance, materials, and workmanship. See warranty statement for details.

## KEY BENEFITS

### Roll-Sealed Register

- Permanently-sealed, magnetic-driven register assembly eliminates leaking and fogging
- Locking register lid secures during transportation, protecting register lens
- Glass lens ensures readability and scratch resistance
- Tamperproof design prevents vandalism and allows in-service replacement of register

### Cast Aluminum Maincase

- NSF/ANSI 372
- Xylan coating ensures maximum corrosion resistance
- Lightweight material ensures easy handling
- Single, balanced carrying handle provides for easy, one-person installation
- 2" gate valve allows safe pressurization of measuring element and regulation of water flow

### Turbine Measuring Element

- Wide flow ranges at 98.5%-101.5% accuracy ensure maximized revenues
- Direct coupling of rotor to gear train ensures accurate registration
- UME makes maintenance easier and faster
- Stainless steel calibration vane ensures accurate registration and makes calibration easier

## Specifications

### Application

- Cold water measurement of flow in one direction

### Maximum operating pressure

- 150 psi

### Normal operation range

- 5-450 gpm (at accuracy of 100 +/- 1.5%)

### Register type

- Direct reading, center sweep, roll-sealed magnetic drive with low-flow indicator
- Bronze box with locking cover

### Strainer

- Die cast aluminum

### Registration

- Per sweep hand revolution: 100 gallons, 10 cubic feet, 1 cubic metre

### Register capacity (six-wheel odometer)

- 100,000,000 gallons
- 10,000,000 cubic feet
- 1,000,000 cubic metres

### Measuring element

- AWWA Class II Turbine

## Options

### Size

- 2½" outlet (with 2½" gate valve)

### Strainer

- Stainless steel (internal)

### Orifice plate

- Size for application

### Units of measure

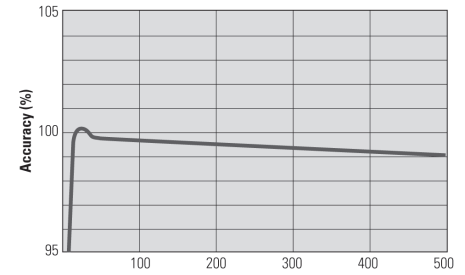
- U.S. gallons, cubic feet, cubic metres

### Connections

- Less Coupling: 3" x 2" NPT
- With Coupling: 2½" NH

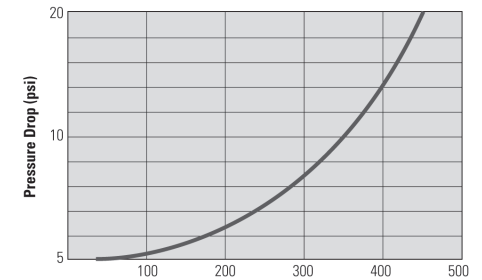
## ACCURACY CHART

(Rate of Flow in Gallons per Minute)



## PRESSURE LOSS CHART

(Rate of Flow in Gallons per Minute)



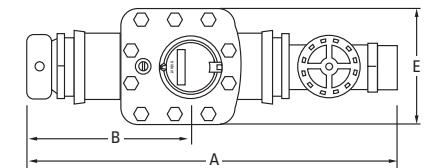
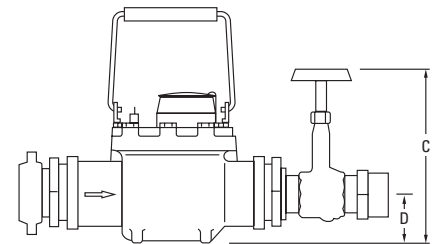
These charts show typical meter performance. Individual results may vary.

## Operating Characteristics

Meter Size	Normal Operating Range @ 100% Accuracy (+/- 1.5%)	Maximum Intermittent Flow	AWWA Standard
3"	8 to 450 US gpm 1.8 to 102.2 m³/h	560 US gpm 127.2 m³/h	8 to 435 US gpm 1.8 to 98.8 m³/h

## Dimensions

3" Fire Hydrant	A inches	B inches	C inches	D inches	E inches	Weight lbs.
Less Coupling	15 ½	7 ½	11 ½	2 ⅞	7 ½	23
With Coupling	19 ¼	10	11 ½	2 ⅞	7 ½	29



#winyourday  
neptunetg.com

Neptune Technology Group  
1600 Alabama Highway 229  
Tallahassee, AL 36078  
800-633-8754 f 334-283-7293